














































































































Chair Rail INDEX

PROFILE	SIZE	PAGE	PROFILE	SIZE	PAGE	PROFILE	SIZE	PAGE
KL 404 	.625 x 2.000	1	KL 442 	1.250 x 6.000	4	KL 479 	1.500 x 3.100	7
KL 405 	.750 x 2.625	1	KL 443 	1.125 x 5.750	4	KL 480 	1.062 x 2.250	7
KL 406 	.750 x 2.500	1	KL 444 	1.000 x 3.750	4	KL 481 	.687 x 5.500	7
KL 407 	1.125 x 3.000	1	KL 445 	1.031 x 2.500	4	KL 482 	1.062 x 1.312	7
KL 408 	.750 x 3.250	1	KL 446 	1.125 x 2.365	4	KL 483 	.937 x 3.500	7
KL 409 	.875 x 2.250	1	KL 447 	.875 x 1.961	4	KL 484 	1.625 x 3.250	7
KL 410 	1.125 x 2.625	1	KL 448 	.750 x 2.750	4	KL 485 	1.250 x 2.500	7
KL 411 	.750 x 3.250	1	KL 449 	1.000 x 1.500	4	KL 486 	.750 x 4.000	7
KL 414 	1.062 x 3.125	1	KL 450 	1.062 x 2.750	5	KL 487 	.750 x 1.500	7
KL 415 	.750 x 2.750	1	KL 451 	.437 x 4.250	5	KL 488 	.750 x 3.000	8
KL 416 	1.062 x 3.437	1	KL 452 	1.000 x 1.750	5	KL 489 	1.000 x 3.000	8
KL 417 	.875 x 1.812	1	KL 453 	.915 x 3.531	5	KL 490 	1.531 x 1.375	8
KL 418 	.645 x 2.210	2	KL 454 	1.406 x 3.000	5	KL 491 	1.268 x 1.375	8
KL 419 	.750 x 1.875	2	KL 455 	.843 x 2.531	5	KL 492 	.750 x 2.400	8
KL 420 	.750 x 2.750	2	KL 456 	.737 x 2.140	5	KL 493 	1.000 x 3.000	8
KL 421 	.750 x 3.250	2	KL 457 	.850 x 1.875	5	KL 494 	1.000 x 4.000	8
KL 422 	1.375 x 3.187	2	KL 458 	.804 x 1.968	5	KL 495 	1.500 x 1.750	8
KL 423 	.562 x 2.000	2	KL 459 	.812 x 1.625	5	KL 496 	1.000 x 3.500	8
KL 424 	.750 x 3.500	2	KL 461 	.750 x 2.000	5	KL 497 	1.500 x 1.812	8
KL 425 	.750 x 2.750	2	KL 462 	.750 x 3.000	5	KL 498 	.750 x 5.000	9
KL 426 	.687 x 3.000	2	KL 463 	.750 x 3.250	5	KL 499 	.750 x 5.000	9
KL 427 	.750 x 3.000	2	KL 464 	.900 x 2.000	6	KL 1400 	.750 x 5.000	9
KL 428 	.687 x 3.250	2	KL 465 	.750 x 4.250	6	KL 1404 	.750 x 2.000	8
KL 429 	.937 x 5.250	2	KL 466 	1.062 x 3.000	5	KL 1405 	.750 x 2.000	8
KL 430 	.687 x 3.500	3	KL 467 	1.000 x 2.250	6	KL 1406 	1.062 x 2.500	9
KL 431 	.750 x 3.000	3	KL 468 	1.000 x 2.250	6	KL 1407 	1.250 x 4.000	9
KL 432 	.750 x 2.875	3	KL 469 	1.000 x 2.250	6	KL 1408 	.750 x 5.000	9
KL 433 	1.250 x 3.937	3	KL 470 	.750 x 2.500	6	KL 1409 	1.000 x 3.250	10
KL 434 	1.250 x 3.500	3	KL 471 	1.375 x 1.750	6	KL 1410 	.750 x 3.000	10
KL 435 	.770 x 2.250	3	KL 472 	.750 x 2.500	6	KL 1411 	.750 x 1.250	10
KL 436 	.875 x 2.500	3	KL 473 	.750 x 1.500	6	KL 1412 	.700 x 2.750	10
KL 437 	1.000 x 1.750	3	KL 474 	.750 x 2.500	6	KL 1415 	.687 x 2.750	10
KL 438 	.770 x 2.280	3	KL 475 	.750 x 1.500	6	KL 1416 	1.250 x 2.812	10
KL 439 	1.062 x 2.000	4	KL 476 	.750 x 2.500	6	KL 1417 	.812 x 3.000	10
KL 440 	1.312 x 5.500	3	KL 477 	.875 x 2.750	6	KL 1418 	.687 x 3.250	10
KL 441 	.750 x 2.000	4	KL 478 	.750 x 5.500	6	KL 1419 	.750 x 4.000	10



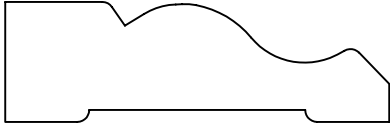
Chair Rail INDEX

PROFILE	SIZE	PAGE	PROFILE	SIZE	PAGE	PROFILE	SIZE	PAGE
KL 1420	 1.000 x 3.000	10						
KL 1421	 1.000 x 3.000	10						
KL 1425	 .750 x 2.250	11						
KL 1426	 .875 x 2.000	11						
KL 1427	 .500 x 3.500	11						
KL 1428	 .562 x 2.500	11						
KL 1429	 1.000 x 6.500	11						
KL 1430	 .750 x 2.000	11						
KL 1431	 .625 x 2.500	11						
KL 1432	 .875 x 2.500	11						
KL 1433	 .625 x 2.750	11						
KL 1434	 1.125 x 3.125	11						
KL 1435	 .875 x 3.937	11						
KL 1436	 .750 x 1.500	11						
KL 1437	 1.000 x 2.993	11						
KL 1439	 .687 x 2.437	12						
KL 1440	 .812 x 4.187	12						
KL 1441	 .562 x 2.500	12						
KL 1442	 .375 x 1.250	12						
KL 1443	 .750 x 1.750	12						
KL 1444	 .875 x 1.875	12						
KL 1445	 .840 x 3.375	12						
KL 1446	 .750 x 1.250	12						
KL 1447	 .812 x 2.500	12						
KL 1448	 .750 x 4.000	12						
KL 1449	 .812 x 3.000	12						
KL 1450	 .562 x 3.250	12						
KL 1451	 1.062 x 3.000	13						
KL 1452	 .750 x 4.000	13						
KL 1453	 .625 x 2.625	13						
KL 1454	 .750 x 1.781	13						
KL 1455	 .750 x 3.250	13						
KL 1456	 1.812 x 5.500	13						

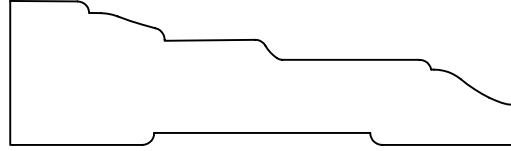


CUSTOM PROFILES

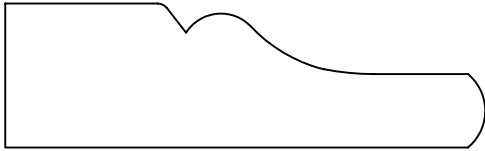
Chair Rail



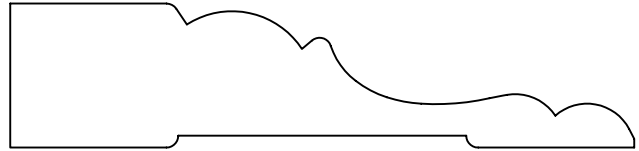
KL 404
.625 x 2.000



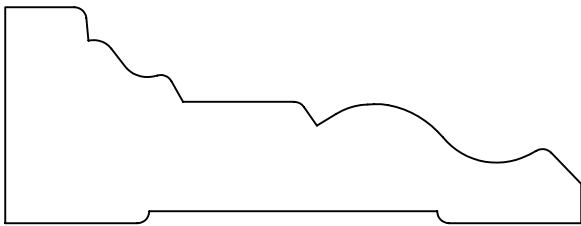
KL 405
.750 x 2.625



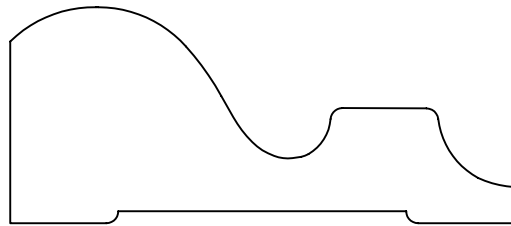
KL 406
.750 x 2.500



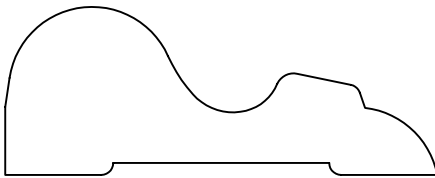
KL 408
.750 x 3.250



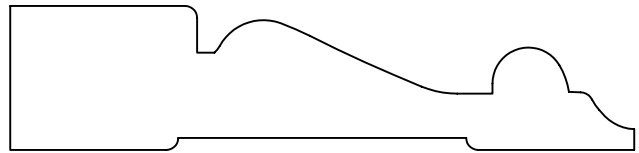
KL 407
1.125 x 3.000



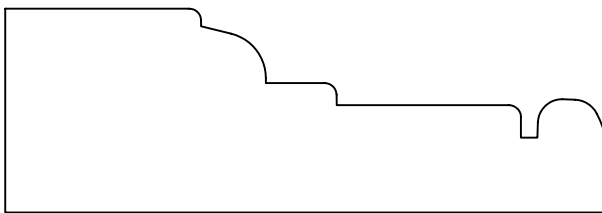
KL 410
1.125 x 2.625



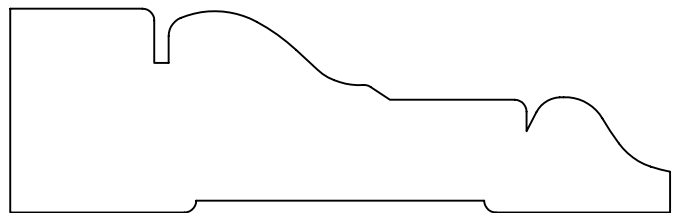
KL 409
.875 x 2.250



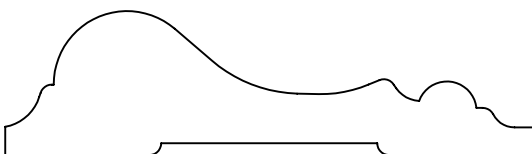
KL 411
.750 x 3.250




KL 414
1.062 x 3.125



KL 416
1.062 x 3.437



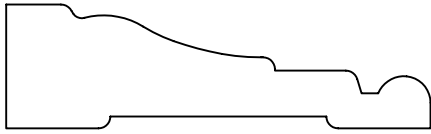
KL 415
.750 x 2.750



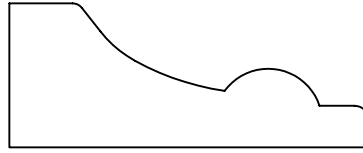
KL 417
.875 x 1.812

CUSTOM PROFILES

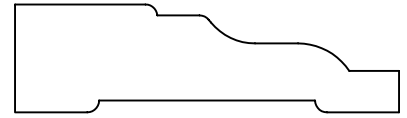
Chair Rail



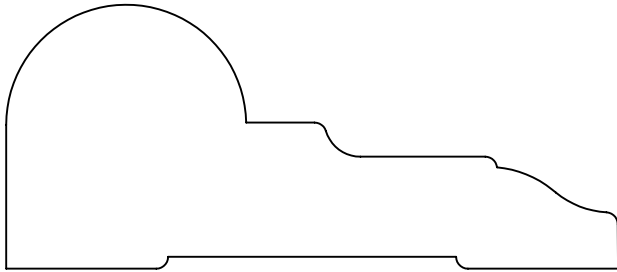
KL 418
.645 x 2.210



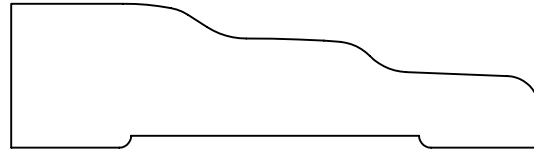
KL 419
.750 x 1.875



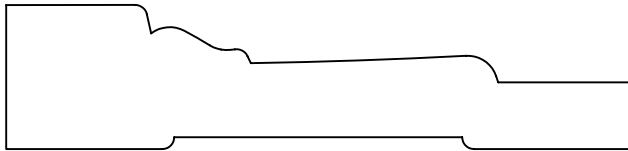
KL 423
.562 x 2.000



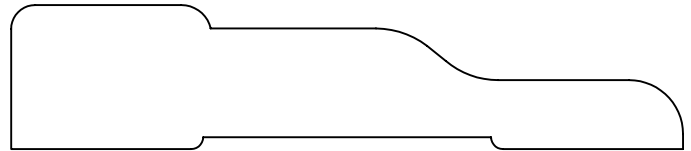
KL 422
1.375 x 3.187



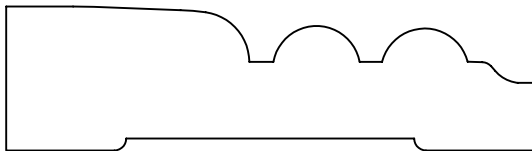
KL 420
.750 x 2.750




KL 421
.750 x 3.250



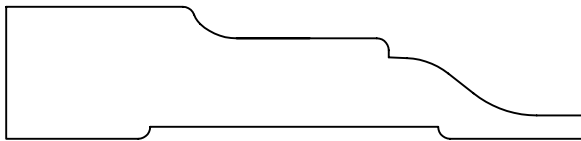
KL 424
.750 x 3.500



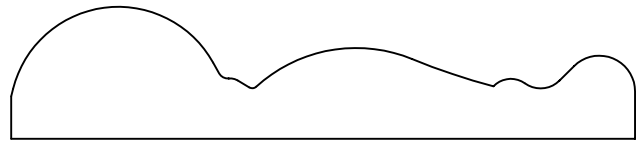
KL 425
.750 x 2.750



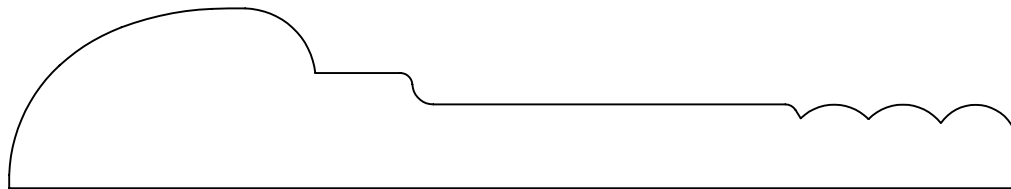
KL 427
.750 x 3.000



KL 426
.687 x 3.000



KL 428
.687 x 3.250



KL 429
.937 x 5.250




CUSTOM PROFILES

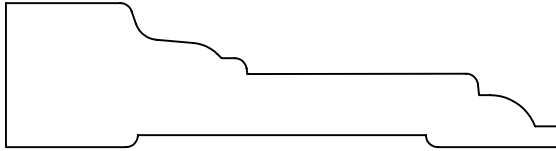
Chair Rail



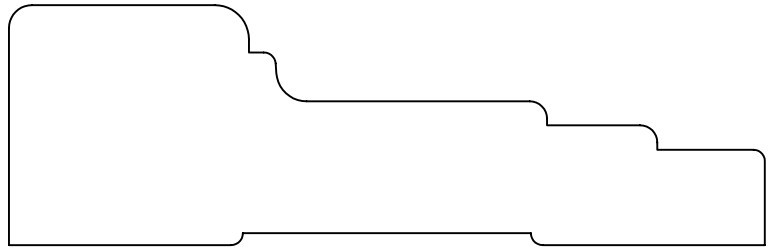
KL 430
.687 x 3.500



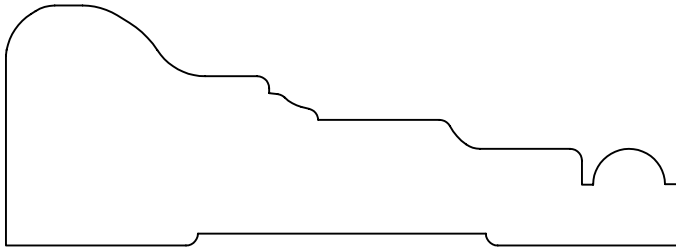
KL 431
.750 x 3.000



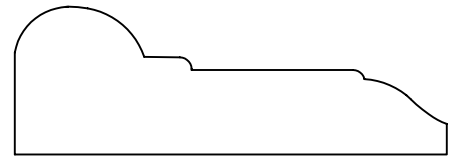
KL 432
.750 x 2.875




KL 433
1.250 x 3.937



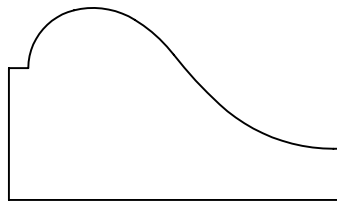
KL 434
1.250 x 3.500




KL 435
.770 x 2.250




KL 436
.875 x 2.500



KL 437
1.000 x 1.750



KL 438
.770 x 2.280

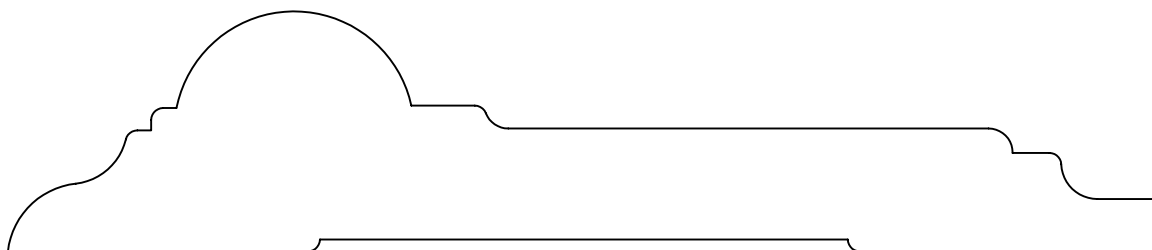


KL 440
1.312 x 5.500



CUSTOM PROFILES


Chair Rail



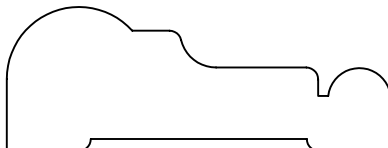
KL 442
1.250 x 6.000



KL 443
1.125 x 5.750



KL 439
1.062 x 2.000



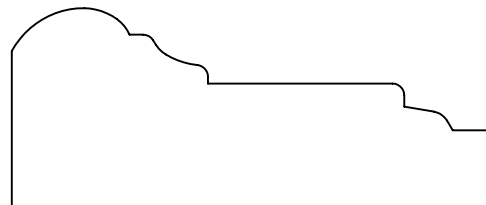
KL 441
.750 x 2.000



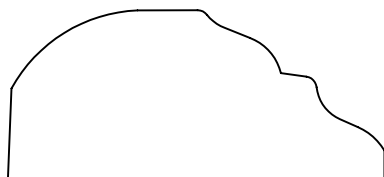
KL 448
.750 x 2.750




KL 444
1.000 x 3.750



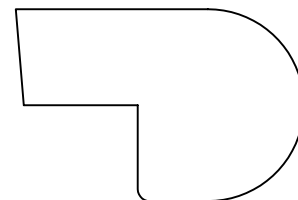
KL 445
1.031 x 2.500



KL 447
.875 x 1.961



KL 446
1.125 x 2.365



KL 449
1.000 x 1.500

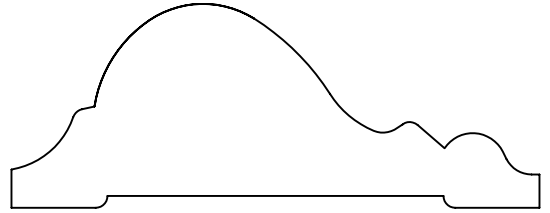


CUSTOM PROFILES

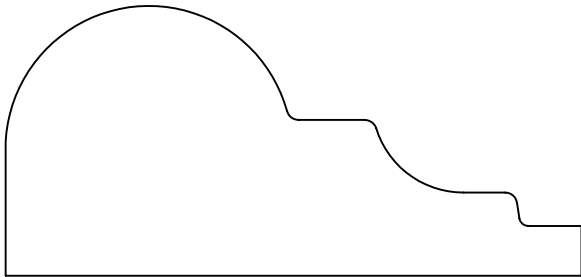
Chair Rail



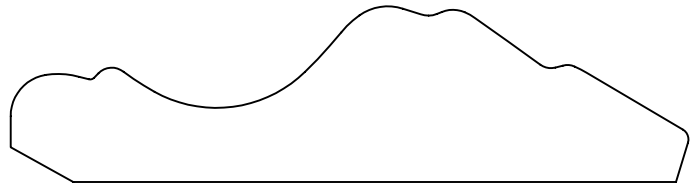
KL 451
.437 x 4.250



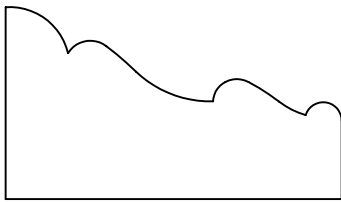
KL 450
1.062 x 2.750




KL 454
1.406 x 3.000



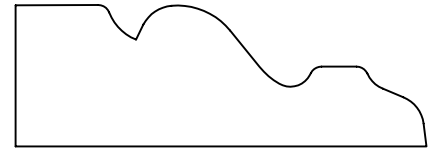
KL 453
.915 x 3.531



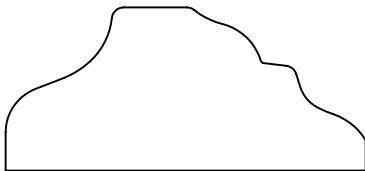
KL 452
1.000 x 1.750



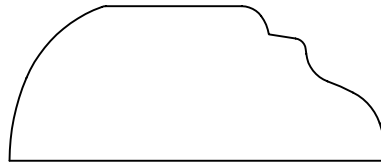
KL 455
.843 x 2.531




KL 456
.737 x 2.140




KL 457
.850 x 1.875



KL 458
.804 x 1.968



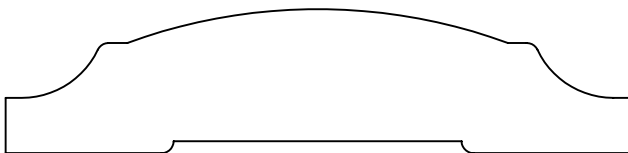
KL 459
.812 x 1.625




KL 461
.750 x 2.000



KL 462
.750 x 3.000



KL 463
.750 x 3.250

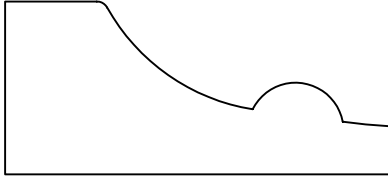


KL 466
1.062 x 3.000




CUSTOM PROFILES


Chair Rail




KL 464
.900 x 2.000




KL 465
.750 x 4.250




KL 467
1.000 x 2.250



KL 468
1.000 x 2.250



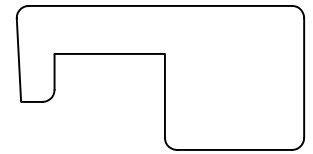
KL 469
1.000 x 2.250




KL 470
.750 x 2.500



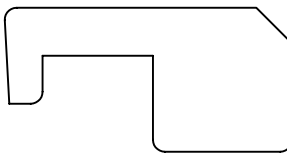
KL 472
.750 x 2.500



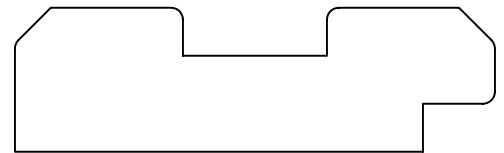
KL 473
.750 x 1.500



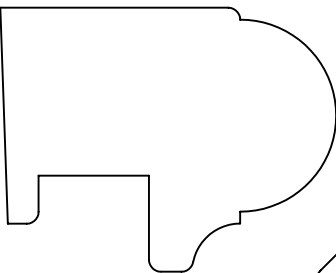
KL 474
.750 x 2.500



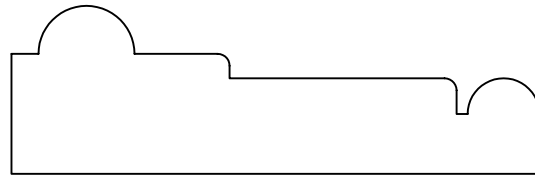
KL 475
.750 x 1.500



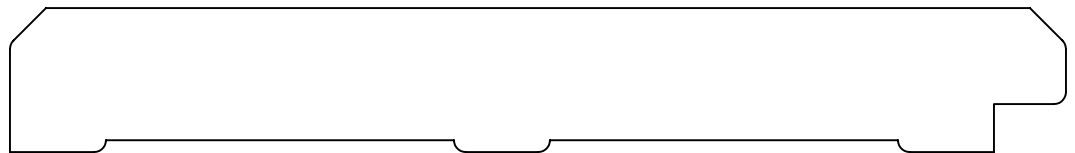
KL 476
.750 x 2.500



KL 471
1.375 x 1.750



KL 477
.875 x 2.750




KL 478
.750 x 5.500




CUSTOM PROFILES

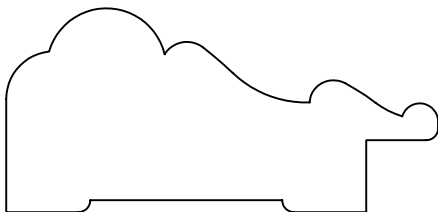
Chair Rail




KL 479
1.500 x 3.100



KL 484
1.625 x 3.250



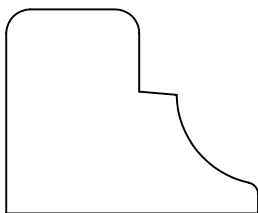
KL 480
1.062 x 2.250




KL 485
1.250 x 2.500



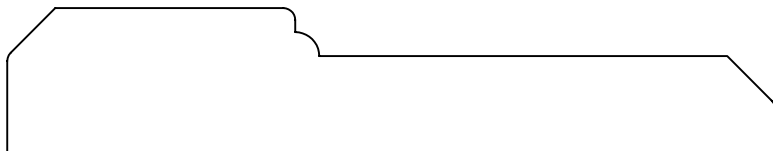
KL 481
.687 x 5.500



KL 482
1.062 x 1.312



KL 483
.937 x 3.500




KL 486
.750 x 4.000



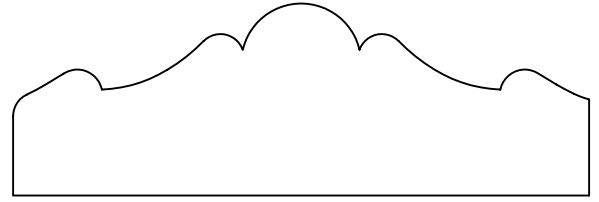
KL 487
.750 x 1.500

CUSTOM PROFILES

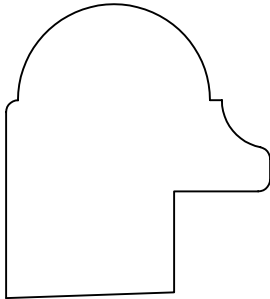
Chair Rail



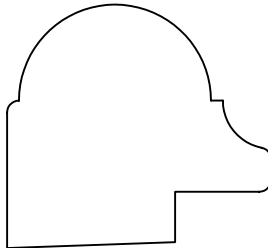
KL 488
.750 x 3.000



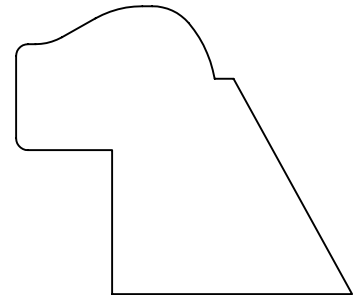
KL 489
1.000 x 3.000



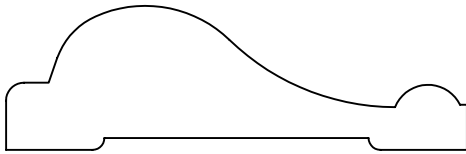
KL 490
1.531 x 1.375




KL 491
1.268 x 1.375




KL 495
1.500 x 1.750



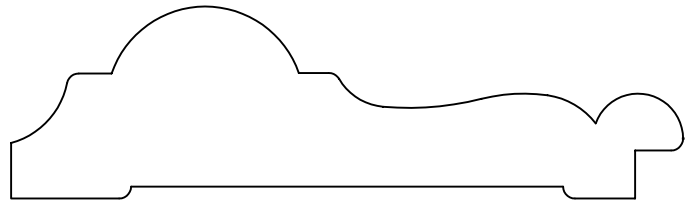
KL 492
.750 x 2.400



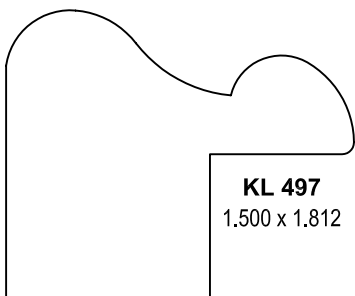
KL 494
1.000 x 4.000




KL 493
1.000 x 3.000



KL 496
1.000 x 3.500



KL 497
1.500 x 1.812



KL 1404
.750 x 2.000



KL 1405
.750 x 2.000



CUSTOM PROFILES


Chair Rail




KL 498
.750 x 5.000



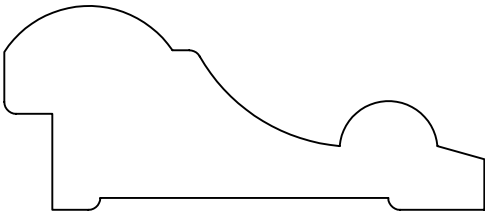
KL 499
.750 x 5.000



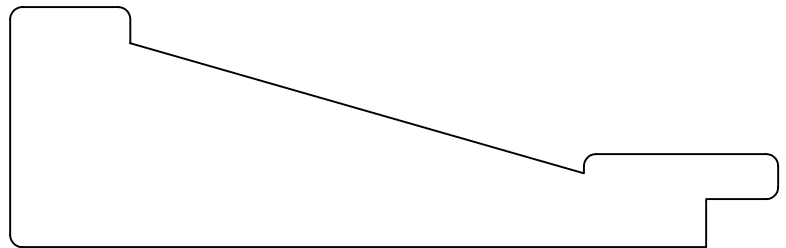
KL 1400
.750 x 5.000



KL 1408
.750 x 5.000



KL 1406
1.062 x 2.500

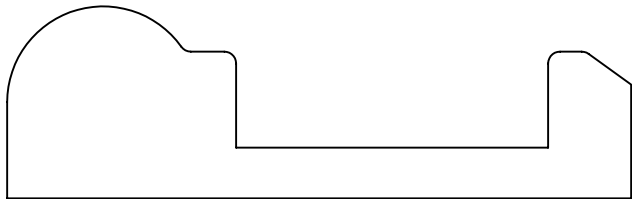


KL 1407
1.250 x 4.000



CUSTOM PROFILES

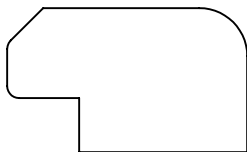
Chair Rail



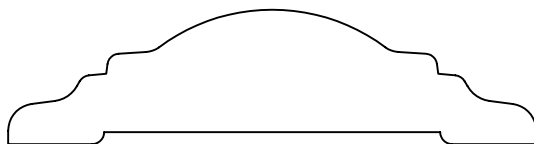
KL 1409
1.000 x 3.250



KL 1410
.750 x 3.000



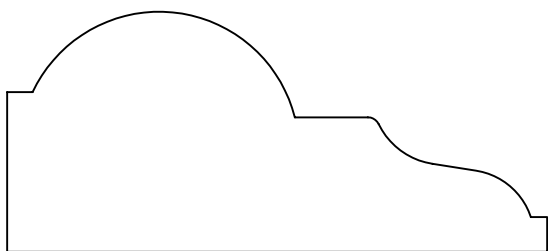
KL 1411
.750 x 1.250



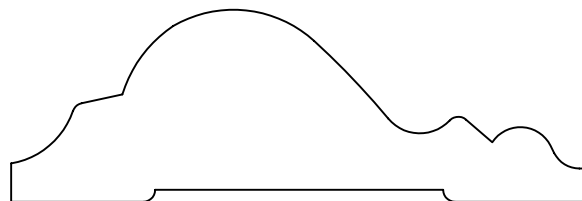
KL 1412
.700 x 2.750



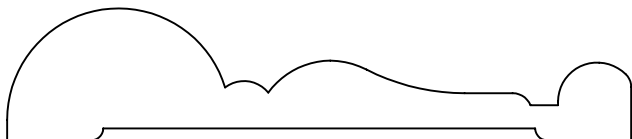
KL 1415
.687 x 2.750



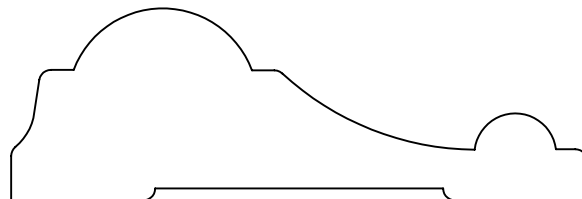
KL 1416
1.250 x 2.812




KL 1420
1.000 x 3.000




KL 1418
.687 x 3.250



KL 1421
1.000 x 3.000



KL 1419
.750 x 4.000

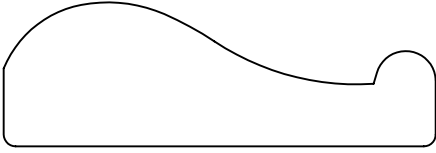


KL 1417
.812 x 3.000

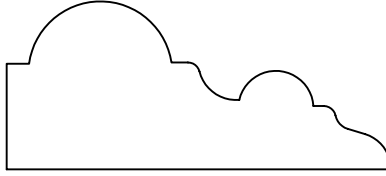


CUSTOM PROFILES


Chair Rail



KL 1425
.750 x 2.250



KL 1426
.875 x 2.000




KL 1430
.750 x 2.000



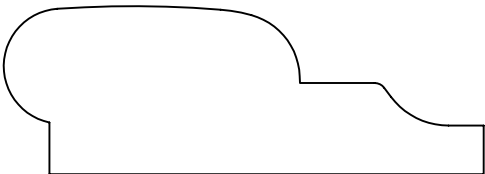
KL 1427
.500 x 3.500




KL 1428
.562 x 2.500



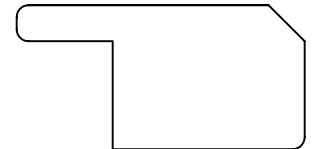
KL 1429
1.000 x 6.500



KL 1432
.875 x 2.500



KL 1431
.625 x 2.500




KL 1436
.750 x 1.500




KL 1435
.875 x 3.937



KL 1433
.625 x 2.750



KL 1434
1.125 x 3.125

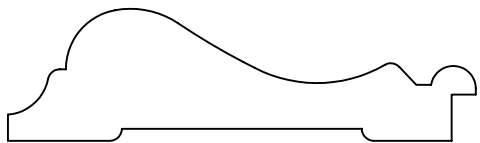


KL 1437
1.000 x 2.993



CUSTOM PROFILES


Chair Rail



KL 1439
.687 x 2.437




KL 1440
.812 x 4.187




KL 1441
.562 x 2.500




KL 1442
.375 x 1.250




KL 1443
.750 x 1.750




KL 1444
.875 x 1.875




KL 1445
.840 x 3.375




KL 1446
.750 x 1.250



KL 1447
.812 x 2.500



KL 1448
.750 x 4.000



KL 1449
.812 x 3.000




KL 1450
.562 x 3.250




CUSTOM PROFILES

Chair Rail




KL 1451
1.062 x 3.000




KL 1453
.625 x 2.625



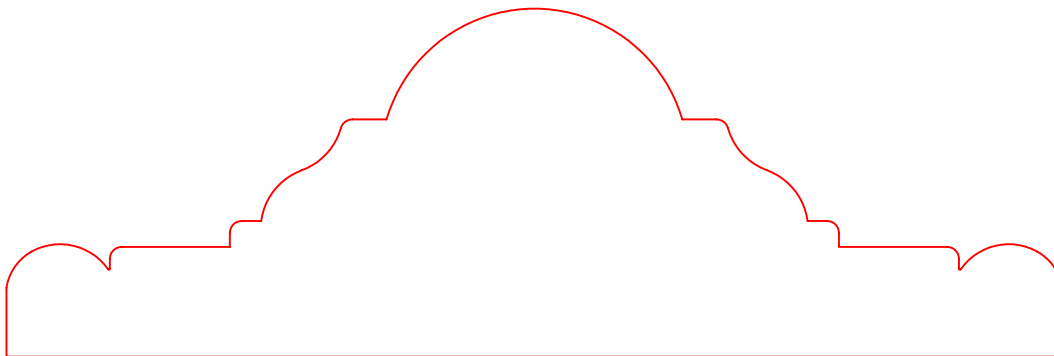
KL 1452
.750 x 4.000



KL 1454
.750 x 1.781



KL 1455
.750 x 3.250



KL 1456
1.812 x 5.500